


Gloving Procedures

1



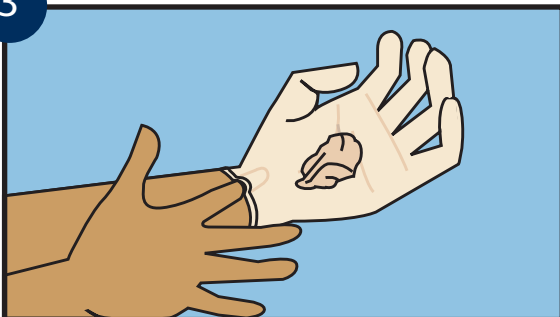
Put on a clean pair of gloves and provide care.

2



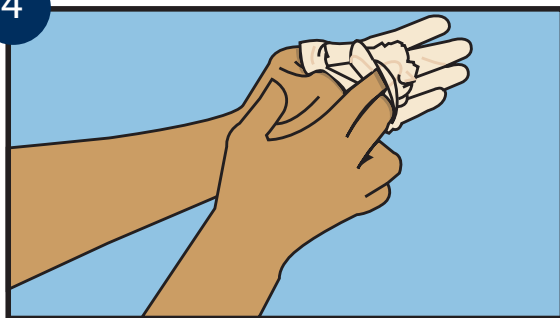
Remove each glove carefully. Grab the first glove at the palm and strip the glove off. Touch dirty surfaces only to dirty surfaces.

3



Ball-up the dirty glove in the palm of the other gloved hand.

4



With the clean hand strip the glove off from underneath at the wrist, turning the glove inside out. Touch dirty surfaces only to dirty surfaces.

5



Discard the dirty gloves immediately in a hands-free trash can. **WASH YOUR HANDS.** Remember - wearing gloves is not a replacement for hand washing.